

3-Colour Reagent anti-human CD4/CD8/CD45

Premixed Antibody Combination

FITC conjugated anti human **CD4** (EDU-2; mouse IgG2a)
 PE conjugated anti human **CD8** (MEM-31; mouse IgG2a)
 PE/Dy647 conjugated anti human **CD45** (MEM-28; mouse IgG1)

Cat-No: **21453003**

500 µl

Specificity of CD4: The antibody EDU-2 recognizes CD4 antigen, a 55 kDa transmembrane glycoprotein expressed on a subset of T lymphocytes ("helper" T-cells) and also on monocytes, tissue macrophages and granulocytes..

Specificity of CD8: The antibody MEM-31 recognizes a conformationally-dependent epitope of CD8.

Specificity of CD45: The antibody MEM-28 reacts with all alternative forms of human CD45 antigen (Leukocyte Common Antigen), a 180 - 220 kDa single chain type one transmembrane protein expressed at high level on all cells of hematopoietic origin, except erythrocytes and platelets.

Form: The anti-human CD4 antibody EDU-2 is conjugated with Fluorescein isothiocyanate (FITC). The anti-human CD8 antibody MEM-31 is conjugated with R-Phycoerythrin (R-PE). The anti-human CD45 antibody MEM-28 is conjugated with R-Phycoerythrin (R-PE) and Dy647.

Physical state: Liquid

Buffer/Additives/Preservative: PBS containing BSA and 0.09% sodium azide (pH 7.2).

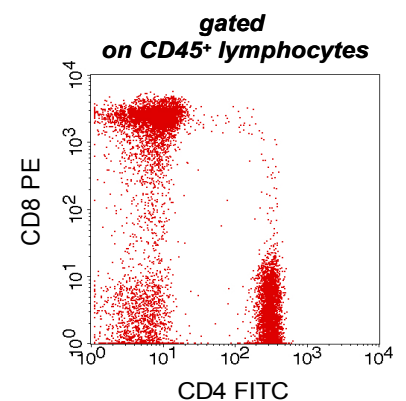
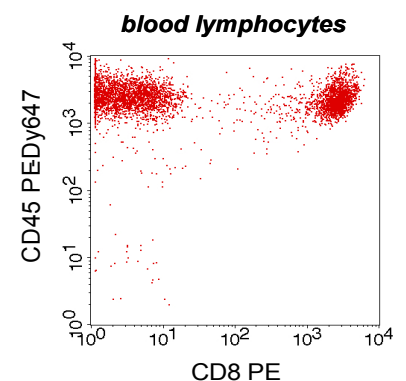
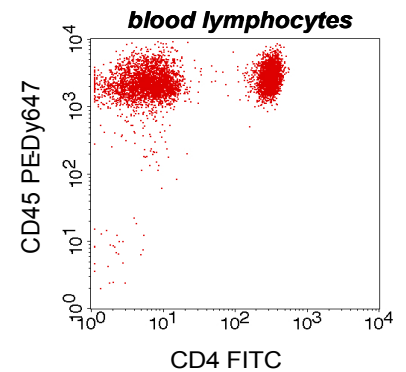
Expiration date: The reagent is stable until the expiry date stated on the vial label.

Storage conditions: Store at 4 °C. Do not freeze. Avoid prolonged exposure to light.

Application: Flow Cytometry, 500µl = 25 tests

Warning: Sodium azide is harmful if swallowed (R22). Keep out of reach of children (S2). Keep away from food, drink and animal feeding stuff (S13). Wear suitable protective clothing (S36). If swallowed, seek medical advice immediately and show this container or label (S46). Contact with acids liberates very toxic gas (R32). Azide compounds should be flushed with large volumes of water during disposal to avoid deposits in lead or copper plumbing where explosive conditions can develop.

This material is offered for research only. Not for use in human. For in vitro use only. ImmunoTools will not be held responsible for patent infringement or other violations that may occur with the use of our products.



Attention! Cells from one healthy individual are shown. Cell populations and staining intensity may vary interindividually.

ImmunoTools Excellent Quality - Advantageously priced

Gladiolenweg 2; 26169 Friesoythe; Germany
 phone:+49-(0)4491-400997, fax:+49-(0)4491-400998, info@immunotools.com
 www.immunotools.com